

# SHELVES


We have standard shelves on stock for direct shipments and we also offer customized efficiency-enhancing solutions, including dividers, in a variety of models at a low cost. To ensure and confirm the customer's needs we work with rapid prototypes and the overall lead time is short with production in Poland.

As standard reinforcement, we use omega profiles faced with the opening upwards, but it is also possible, if requested, to have the omega profile inverted with the opening facing downwards. The inverted omega profile is especially suited for the food industry.

Only high steel quality is being used, the omega steel grade is DX51D+Z with a tensile strength of 270-500 MPa and the wire tensile strength is between 600-700 MPa.

The standard mesh aperture is 50x100 mm, but shelves can be produced with mesh aperture from a minimum of 25x25 mm. All wire ends are rounded for a smooth finish and there is also a safety wire in the front and back of the shelf to protect from injuries.


Standard finish is pre-galvanized, but we offer all types of finishing.




## FACTS

ART. NO	COMPONENTS
50530001	Shelf 1100x890, 300kg/m2
50530002	Shelf 1100x890, 500kg/m2
50530003	Shelf 1100x890, 800kg/m2
50530004	Shelf 1100x890, 1000kg/m2
50530006	Shelf 1100x890 800kg ANSI
50530007	Shelf 1100x890,1000kg ANSI


# COMBINE WITH



PANEL UR350 ACL



PANEL UR300 ACL



PANEL UR325 ACL



UNI-BRACKET



ULTIMA BRACKET

# IMAGES

