

CUT PROFILE PARTITIONING AND ANTI- COLLAPSE



Cut profile is easy to use flexible solution for adjusting the height of mesh panels on installation.


FACTS

ART. NO	COMPONENTS
35800801	Cut prof. UR/ST20 L=200
35800811	Cut prof. UR/ST20 L=300
35800821	Cut prof. UR/ST20 L=700
35800841	Cut prof. UR/ST20 L=1000
35800851	Cut prof. UR/ST20 L=1200
35800861	Cut prof. UR/ST20 L=1500
35800871	Cut prof. UR/ST20 L=500
36700400	Kit cuttingcaps ST30/UX
36800801	Cut prof. UX/ST30 L=200
36800811	Cut prof. UX/ST30 L=300
36800821	Cut prof. UX/ST30 L=700
36800831	Cut prof. UX/ST30 L=800
36800841	Cut prof. UX/ST30 L=1000
36800851	Cut prof. UX/ST30 L=1200
36800861	Cut prof. UX/ST30 L=1500




ART. NO	COMPONENTS
36800871	Cut prof. UX/ST30 L=500


COMBINE WITH



PANEL UX450
PARTITIONING
SYSTEM



PANEL UR350
PARTITIONING
SYSTEM



PANEL UR325
PARTITIONING
SYSTEM



PANEL UR SP
PARTITIONING
SYSTEM



IMAGES

