

CUTTING PROFILES ST20/ ST30

The cut profile is a versatile solution for adjusting the height of the mesh panel on site.

Cut the panel at the desired height and add the cut profile, which is available in all standard panel widths from 200 mm up to 1,500 mm and in any RAL colour upon request.




FACTS

ART. NO	COMPONENTS
35800801	Cut prof. UR/ST20 L=200
35800811	Cut prof. UR/ST20 L=300
35800821	Cut prof. UR/ST20 L=700
35800831	Cut prof. UR/ST20 L=800
35800841	Cut prof. UR/ST20 L=1000
35800851	Cut prof. UR/ST20 L=1200
35800861	Cut prof. UR/ST20 L=1500
35800871	Cut prof. UR/ST20 L=500
36800801	Cut prof. UX/ST30 L=200
36800811	Cut prof. UX/ST30 L=300
36800821	Cut prof. UX/ST30 L=700
36800831	Cut prof. UX/ST30 L=800
36800841	Cut prof. UX/ST30 L=1000
36800851	Cut prof. UX/ST30 L=1200
36800861	Cut prof. UX/ST30 L=1500




ART. NO	COMPONENTS
36800871	Cut prof. UX/ST30 L=500


COMBINE WITH



PANEL ST20




PANEL ST30



PANEL UR350



PANEL UR300



PANEL UX450



IMAGES

