



COMMERCIAL PARTITIONING

INDUSTRIAL AND
INTERIOR APPLICATIONS

PROTECTING PEOPLE, PROPERTY, AND PROCESSES.

CONTENTS.

- 04 OUR SERVICES
- 05 ACCREDITATIONS
- 06 PRODUCT OVERVIEW
- 08 CLEANROOM PARTITIONING
- 10 DOUBLE SKIN STEEL PARTITIONING
- 12 SINGLE SKIN STEEL PARTITIONING
- 14 HEAVY DUTY STEEL PARTITIONING
- 16 GLASS PARTITIONING
- 17 STORAGE SOLUTIONS
- 18 DATA CENTRE SOLUTIONS
- 20 HINGED DOORS
- 21 SLIDING DOORS
- 22 ROLLER SHUTTERS
- 23 CEILINGS
- 24 DEMOUNTABILITY AND MULTI-TIERING
- 26 FIRE RATING AND ACOUSTICS
- 28 MESH OPTIONS
- 30 COLOURS
- 32 NBS AND SPECIFICATION
- 33 TROAX GROUP

Troax are global developers and manufacturers of steel mesh panels for Machine Guarding, Warehouse Partitioning, Property Protection and Commercial Partitioning. This brochure presents our solutions for the market segment of Commercial Partitioning. Our business concept is to develop innovative steel partitioning and mesh panel solutions to protect people, property and processes, as well as to ensure a secure and fully utilised working environment. Read more about our systems at www.troax.com/gb

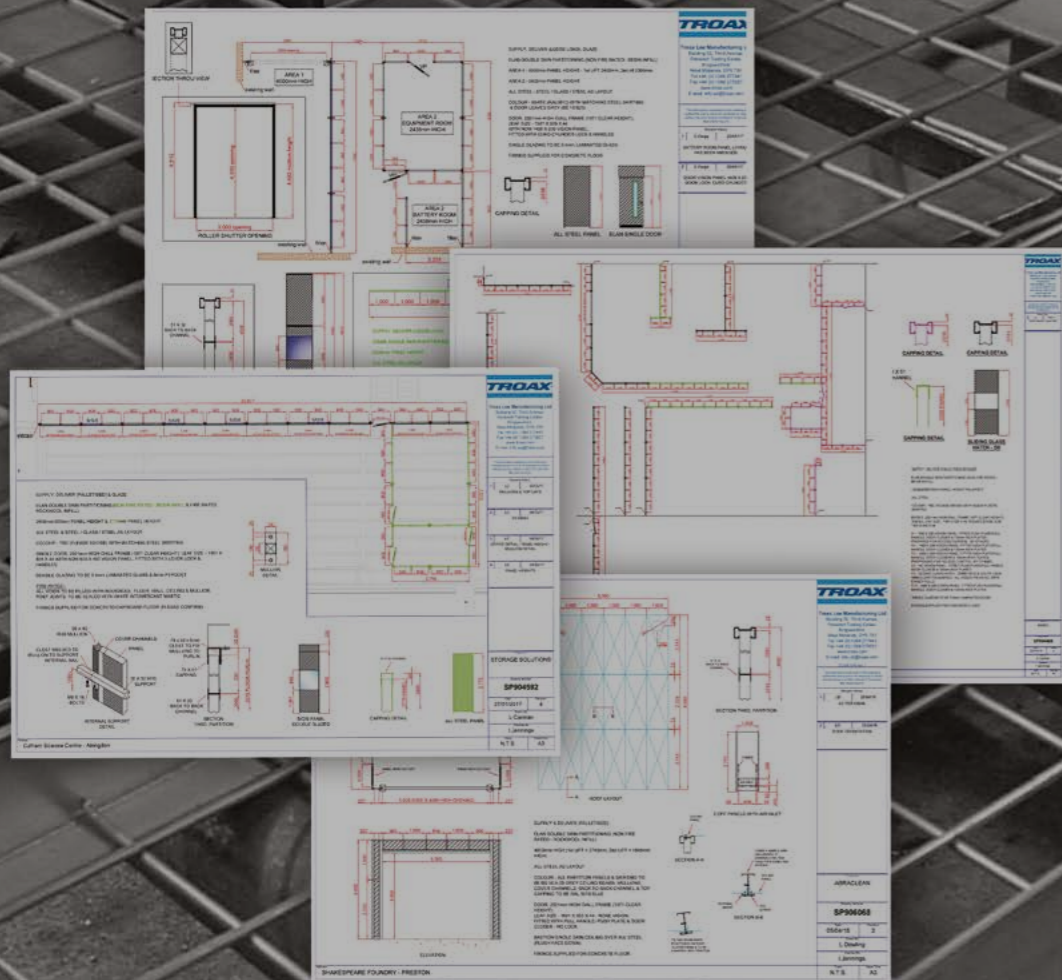
COMMERCIAL PARTITIONING

For 65 years, we have been developing innovative commercial partitioning solutions for industrial, interior and office applications. Today we are found all over the world - protecting people, property and processes.

OUR SERVICES.

04

COMMERCIAL PARTITIONING TROAX



TROAX IS IN THE BUSINESS OF SAFETY AND SECURITY. OUR PANEL SYSTEMS OFFER THE SAFEST AND MOST FLEXIBLE SOLUTIONS ON THE MARKET.



Royal Institute of British Architects



National Building Specification Plus



Storage Equipment Manufacturers Association



RIBA - Product Selector



National Building Specification, Building Information Modelling

Whatever your needs may be, we will create a bespoke solution. Our ranges are marketed in four segments: Commercial Partitioning, Machine Guarding, Warehouse Partitioning and Property Protection.

ROOM FOR NEW IDEAS

Within the segment of Commercial Partitioning we offer five systems: Titan, Elan, Sigma, Bastion, and Vetro, along with a variety of ceilings and accessories. These products can be combined in several ways. Together, we can create a solution to suit your needs.

SURVEYS ON SITE

One of our technical salesmen will personally manage your enquiry and – if needed – carry out a detailed site survey on location. Our technical sales team are passionate at creating your perfect workspace solution. Our skilled assembly team can take care of the installation of your system while your contact at Troax will follow up on your project.

PLANNING AND DESIGN

Our systems are adapted and designed to suit your specific needs, with everything intricately planned down to the smallest detail. With several security levels and a variety of different locks, door designs and glazing options, our ranges can be built to suit all kinds of applications.

INSTALL IS PART OF OUR OFFER

Troax offer help with assembly and installation on all our systems. Should you choose to install the products yourself, each Troax delivery includes clear user instructions and assembly guidelines, which make it easy to assemble our system on site.

05

COMMERCIAL PARTITIONING TROAX

PRODUCT OVERVIEW.

Troax offer complete solutions to protect your personnel and production process. Our Commercial Partitioning products will maximize your workspace potential.

Troax partitioning ranges enable you to quickly and efficiently divide large-scale spaces, segregate secure storage areas, and create both industrial and well-designed offices, cleanrooms, and work areas. With a broad selection of door and ceiling options to accompany our partitioning ranges, we offer a real "one stop" solution for all your partitioning needs.

CLEANROOM PARTITIONING



Our Titan range is a premium quality double skin steel partitioning system ideal for cleanroom and commercial applications. Page 8

DOUBLE SKIN PARTITIONING



Elan is a high-quality double skin steel partitioning system for office, warehouse and factory applications. Page 10

SINGLE SKIN PARTITIONING



Sigma is a single skin partitioning system ideal for factory and warehouse environments. Page 12

HEAVY DUTY STEEL PARTITIONING



Bastion is a single skin cost effective partitioning system ideal where a robust system is required. Page 14

GLASS PARTITIONING



Vetro is a fully glazed partitioning system for open and aesthetically pleasing workspaces. Page 16

STORAGE SOLUTIONS



Commonly used in basements/car parks and unused space, our cages are great for storage. Page 17

DATA CENTRE SOLUTIONS



Troax offer multiple applications to cater for security partitioning in server rooms and data halls. Page 18

ADDITIONAL




Troax also offer a variety of different door and ceiling options. Pages 20-23

CLEANROOM PARTITIONING TITAN

HIGH QUALITY AND HYGIENIC

Titan has been designed specifically for use in cleanroom environments, where clean processes are undertaken. Its two-line junction keeps dust and particle leakage to a minimum, and its powder coated finish is an ideal surface for clean environments where a degree of cleanliness is required.

Through smart engineering and careful manufacturing, using the correct air handling and HEPA filters makes the Titan panel system a popular solution for mid-range cleanrooms. (ISO 14644-1 class 5,6,7 & 8).



TITAN PANELS

AS (all steel) and SGS (steel-glass-steel) panels all come in the standard sizes below.



- 300mm
- 500mm
- 600mm
- 900mm
- 1000mm

FEATURES & BENEFITS:

- » Joints can be sealed to stop air flow and further reduce particle leakage.
- » Completely demountable, enabling one panel to be removed without having to dismantle the whole enclosure.
- » Flush glazing eliminates ledges and improves aesthetics.
- » Toughened glass with polished edges lay perfectly flush with the steel panels and doors, allowing for a modern look.
- » Integrated blinds are available, which are controlled with a dial keeping the panel face free from unnecessary clutter.

KEY:

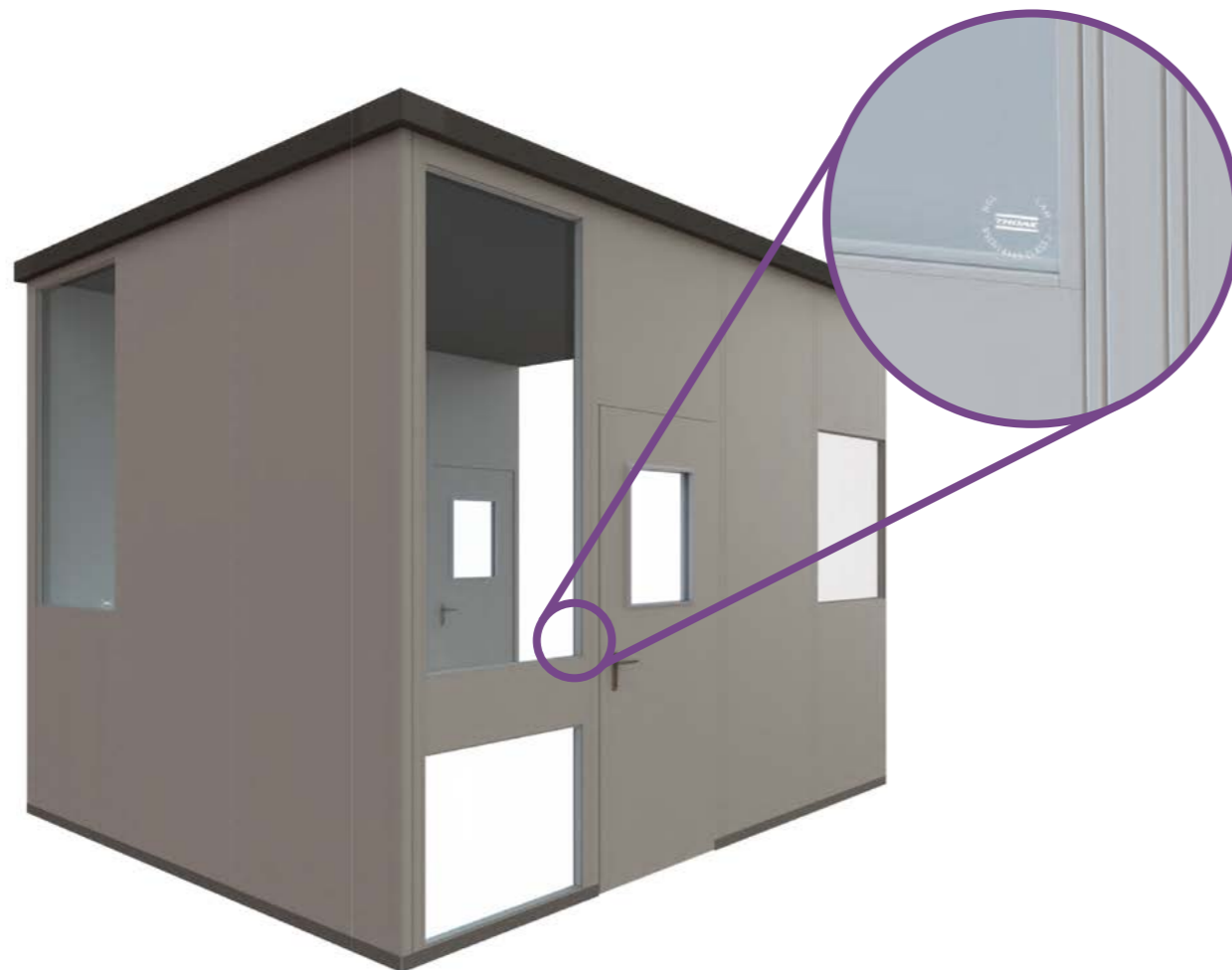
- SGS** Steel/Glass/Steel
- AS** All Steel

DOUBLE SKIN STEEL PARTITIONING ELAN

APPEARANCE AND SAFETY

Elan is a high-quality double skin steel partitioning system which can be used in a wide range of applications where appearance, aesthetics and safety are important. Elan's aesthetic and physical properties make it very appealing for a multitude of working environments, such as factory partitioning, museum display areas, and laboratory offices. Elan is a cost-effective answer to all your space management problems.

This system is available in both non-fire and fire rated versions. Please contact us to discuss your requirements.



ELAN PANELS



FEATURES & BENEFITS:

- » Integrated blinds are available, which are controlled with a dial - keeping the panel face free from unnecessary clutter.
- » Noise reduction capabilities can also be offered with potential noise reduction of 28 dB - 36 dB.
- » Completely demountable, enabling one panel to be removed without having to dismantle the whole enclosure.
- » Panels can be supplied in a fire-rated version to BS476: Part 22:1987
- » Single and double glazed glass available

KEY:

- SG** Steel/Glass
- AG** All Glass
- GSG** Glass/Steel/Glass
- AS** All Steel
- SGS** Steel/Glass/Steel

See page 26 for fire rating and acoustic enhancement capabilities

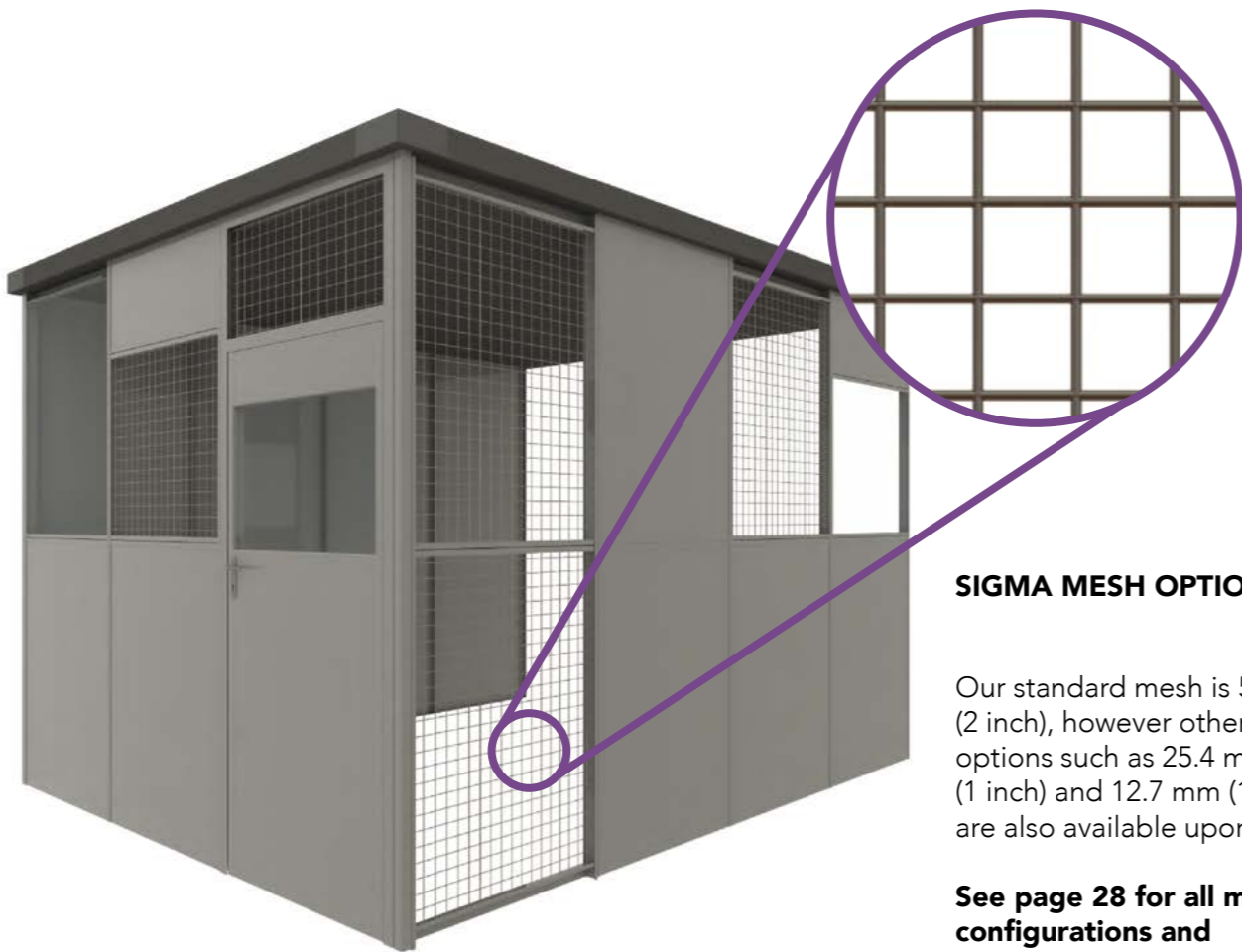
SINGLE SKIN STEEL PARTITIONING

SIGMA

MODULAR AND FLEXIBLE

The Sigma system is ideal for factory or warehouse environments. It is perfect for enclosing working areas where appearance is important, but a double skin system is not necessary, making our Sigma range a very popular economic solution.

It offers a lightweight yet durable solution for your workplace.

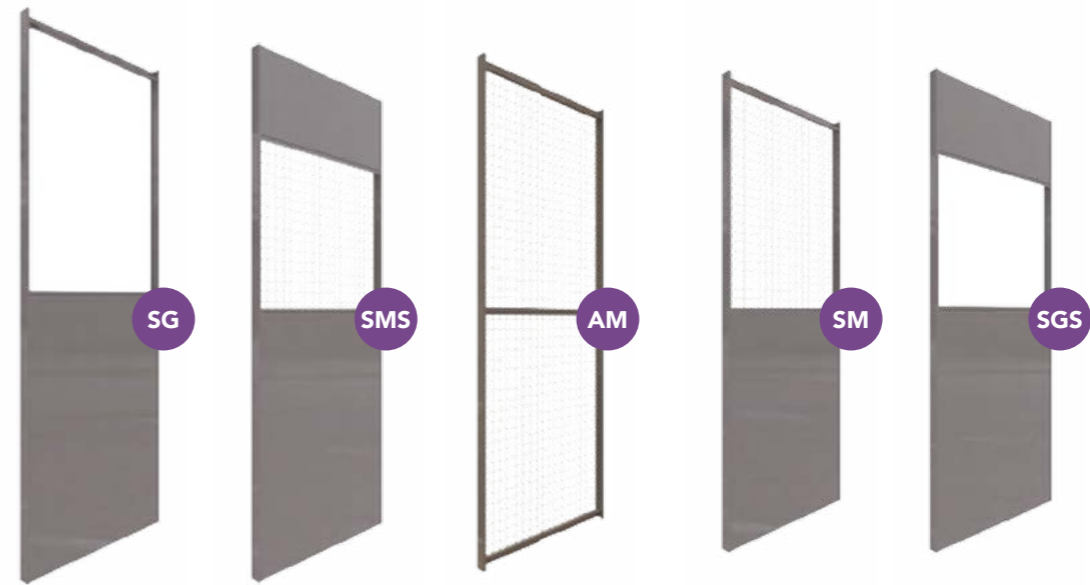


SIGMA MESH OPTIONS

Our standard mesh is 50.8 mm (2 inch), however other mesh options such as 25.4 mm (1 inch) and 12.7 mm (1/2 inch) are also available upon request.

See page 28 for all mesh configurations and aperture sizes.

SIGMA PANELS



FEATURES & BENEFITS:

- » Easy access for maintenance.
- » Can be combined with our Elan and Titan range, providing flexible working environments.
- » In a multi-tiered application, it can be used as a factory or warehouse division.
- » Completely demountable, enabling one panel to be removed without having to dismantle the whole enclosure.

KEY:

- SG** Steel/Glass
- SMS** Steel/Mesh/Steel
- AM** All Mesh
- SM** Steel/Mesh
- SGS** Steel/Glass/Steel

HEAVY DUTY STEEL PARTITIONING BASTION

DURABLE AND HEAVY-DUTY

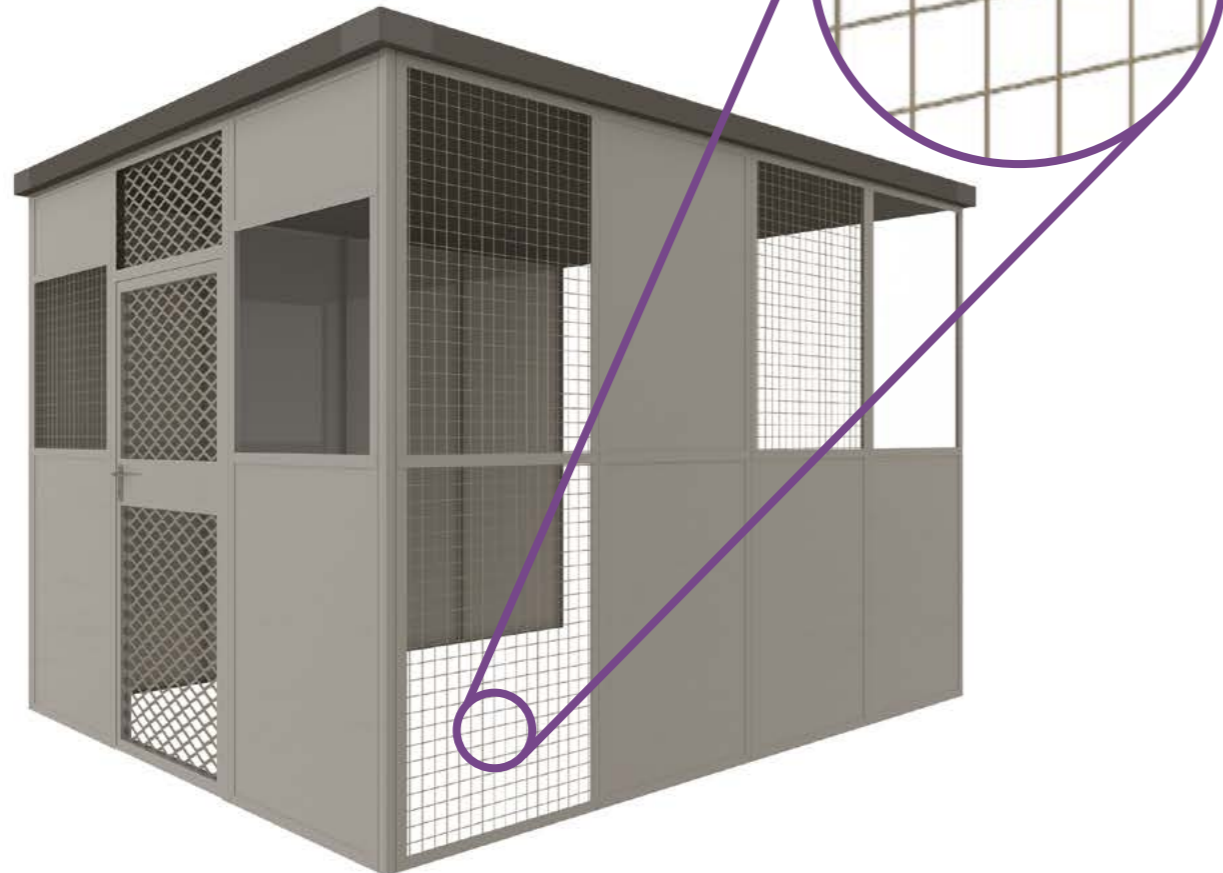
Bastion is an economic heavy duty angle framed single skin partitioning system with superb strength and versatility.

Its robust angle frame makes it an ideal choice for creating a secure perimeter. Bastion is the answer when it comes to creating a secure environment.

BASTION MESH OPTIONS:

Our standard mesh is 50.8 mm (2 inch), however other mesh options such as 25.4 mm (1 inch), 12.7 mm (1/2 inch), expanded metal and woven mesh are also available upon request.

See page 28 for all mesh configurations and aperture sizes.



BASTION PANELS



FEATURES & BENEFITS:

- » Rapid installation/adaptability and relocation.
- » Can be tailored to fit into existing building layouts, blending in seamlessly with the working environment.
- » Great structural strength, bolted straight into the floor.
- » Prevents enclosed areas from intrusion, thus providing a high level of security.
- » Can be multi-tiered to create a truly demountable system that is ideal for any dynamic workspace.

KEY:


- SG** Steel/Glass
- SGS** Steel/Glass/Steel
- SMS** Steel/Mesh/Steel
- AM** All Steel
- SM** Steel/Mesh

GLASS PARTITIONING VETRO

ELEGANT AND OPEN

Vetro is a range of fully glazed partitioning products for open and aesthetically pleasing workspaces. Available in either single or double-glazed panels and doors, both with and without customization.

Vetro provides an ideal solution for modern office interiors.



The aesthetic properties of Vetro make work environments feel stylish and fluid. It offers attractive physical properties such as an acoustic rating and clear aesthetic views. It provides offices the privacy they require.

Single glazed panels have an acoustic rating of 39 dB whilst double glazed panels are 47 dB.


Specialist artwork and logos can be printed onto the glass for your branding requirements.

STORAGE SOLUTIONS PROTECT YOUR PROPERTY

PROPERTY PROTECTION SYSTEMS

Troax offers a wide range of storage and property protection systems. Whatever your storage needs may be, Troax will create a solution that fits them

Storage walls made from steel partitions have many advantages. Steel punched and mesh panels provide good light and ventilation, as well as protection against damage and break-ins.




Troax offers several panel systems, including a wide range of doors and locks, with various levels of protection. Combined with Troax partitioning system, the mesh systems can be built to fit most properties and storage spaces, even those with sloping ceilings. We also provide storage solutions that are completely enclosed, and/ or protected from public view.

DATA CENTRE SOLUTIONS.

Troax mesh panels offer a secure solution for server cages and data hall partitioning. The mesh and punched steel panel options allow complete airflow circulation and can be adjusted to fit around existing installations and other obstacles.

Our steel systems can be mounted at the height of your choice, with or without a roof. The system also includes steel sheet infill panels that provide greater security as well as increased privacy. The steel sheet panels can also be used under raised access computer flooring and over dropped ceilings to restrict access.



HINGED DOORS.

THROUGH YEARS OF EXPERIENCE, TROAX DOORS HAVE BEEN DESIGNED AND DEVELOPED TO ACHIEVE A SECURE AND DURABLE DOOR SUITABLE FOR ANY WORK ENVIRONMENT. EACH RANGE HAS THEIR OWN VARIETY OF DOORS WHICH INTEGRATE WITH THEIR RESPECTIVE SYSTEM TO CREATE AN AESTHETIC, SAFE AND RELIABLE ACCESS POINT.

TITAN DOOR

To match the cleanroom function of the Titan system, the Titan Door is enhanced to suit this feature. The door is completely flush minimizing any dust traps and comes with a door closer and a kickplate as standard features, offering further protection in daily use. A two-tone option is available whereby the door leaf is a different colour on either side.



BASTION DOOR

The Bastion system has its own range of doors to match the enclosure. Fully equipped with high quality door handles and/or locks, it provides a safe and durable point of entry or exit. Door and vision panel options include standard mesh, expanded metal, perforated sheets, woven mesh or glass.



ELAN DOOR

The Elan Door compliments the Elan system perfectly, offering the same high quality and safety standard expected from Troax products. Various shapes and sizes of vision panel or none are available. A two-tone option is also available whereby the door leaf is a different colour on either side.



SIGMA DOOR

The Sigma door comes fully equipped with high quality door handles and/or locks and a door closer. Door and vision panel options include standard mesh, perforated sheets or glass.



SLIDING DOORS.

TROAX OFFER HIGH PERFORMANCE AND SMART ACCESS POINTS IN THE FORM OF SLIDING DOORS. SLIDING DOORS PROVIDE AN AESTHETIC SOLUTION FOR AREAS WHERE SPACE IS AT A PREMIUM.

- » Single or bi-parting sliding doors.
- » Available in Bastion, Sigma, Elan and Titan.
- » Made to accommodate most door sizes.
- » Unobstructed door openings.
- » Large door options suitable for forklifts.
- » Full steel, mesh or glazed.
- » Integrated locks.



ROLLER SHUTTERS.

We offer roller shutters for a wide range of applications such as warehouse, industrial, commercial, factory, retail and security.

Manufactured from galvanised steel or extruded aluminium, all our roller shutters are tested and certified to British and European safety standards and are CE marked.

We have a wide range of roller shutters, from high speed roller shutters and transparent, perforated or solid roller shutters to manual garage roller shutters, available and designed to fit both your needs and your budget. Please contact us about your roller shutter requirements.

TROAX PROVIDE ROLLER SHUTTERS AS ALTERNATIVE ACCESS POINTS. WE CAN HELP YOU SELECT THE CORRECT TYPE OF PRODUCT TO SUIT YOUR REQUIREMENTS. OUR ROLLER SHUTTERS ARE MADE TO SUIT YOUR OPENING SIZES, APPLICATION, SECURITY RISK, FIRE RISK AND BUDGET.



CEILINGING.

FIND THE PERFECT WAY TO ENCLOSE YOUR PARTITIONING. TROAX OFFER A VARIETY OF CEILINGING TO SUIT ALL APPLICATIONS.

TRO-GRID (SUSPENDED CEILING)

- » Popular in warehouses and factories.
- » Compatible with all our ranges.
- » Variety of ceiling panels and styles available.
- » Self supported up to 7000 mm wide.
- » Other spans available upon request.
- » Standard sizes of tiles are 600 x 600 mm and 1200 x 600 mm.
- » One-hour fire rating available upon request.



TRO-SPAN (DOUBLE SKIN STEEL CEILING)

- » Spans up to 7000 mm.
- » Other spans available upon request.
- » Modular design for quick install.
- » Compatible with all our ranges.
- » One-line junction system.
- » Different panel styles available such as perforated steel for enhanced acoustic capabilities.
- » Merge seamlessly with Elan and Titan partitioning.
- » Lights can be implemented to match the ceiling style.
- » Multiple thickness available: 100 mm, 150 mm and 200 mm.
- » Variety of fillings available: Mineral wool, PIR (polyisocyanurate) and PP (Polystyrene).



DEMOUNTABILITY, MULTI-TIERING.

Our partitioning ranges are uniquely designed with aesthetics, security, function and adaptability as our main focus. All of our partition ranges have the ability to be completely demountable, enabling one or more panels to be removed and/or replaced without having to dismantle the whole enclosure.



Multi-tiering can also be achieved as our partitioning systems are modular, meaning they have joining functions on all 4 edges of the panels, as well as 3 way and 4 way splitting systems, allowing you to create any enclosure you require.

INSTALL IS PART OF OUR OFFER

Troax offer help with assembly and installation on all our systems. Should you choose to install the products yourself, each Troax delivery includes clear user instructions and assembly guidelines, which make it easy to assemble our system on site. Our smart modular designs arrive pre-finished, which enables a fast, clean install and is easily demountable for relocation if required.



DURABLE AND VERSATILE

Every installation is unique and created to meet your specific demands. Our systems are extremely durable and can withstand the most demanding applications. They are versatile and can easily be combined with each other. Troax are committed to being as environmentally friendly as possible in all parts of production. Our panel systems are also 100% recyclable.



FIRE RATING AND ACOUSTICS.



IF FIRE SAFETY AND SOUND PROOFING ARE REQUIRED, OUR MARKET LEADING ELAN DOUBLE SKIN PARTITIONING SYSTEM IS AVAILABLE BOTH FIRE-RATED AND ACOUSTICALLY ENHANCED.

Our fire rated panels are infilled with mineral wool and tested to BS 476: Part 22:1987 and have fire ratings of up to 1 hour, depending on panel configuration.

We have also achieved a Class O specification and have been tested for flammability to BS 476: Parts 6 & 7.

Please contact us about your fire rating/ acoustic partitioning requirements.

The mineral wool also provides noise reduction capabilities of up to 36 dB (tested to BS 5821:Part 1:1984).



TROAX Fire Rating	
For information - details on the fire rating capabilities which are not in our literature	
All panels/doors infilled with mineral wool, glazing needs to be wired or alternative fire rated type.	
All tests performed in accordance with or tested to BS 476: Part 22:1987.	
Our powder coating has achieved a Class O classification and has been tested for flammability to and complies with BS 476: Parts 6 & 7.	
Product	Fire Rating
Steel / Glass / Steel Panel (single glazed)	30 / 5
Steel / Glass / Steel Panel (double glazed)	60 / 8
All Steel Panel (solid)	60 / 12
Single Door (solid or glazed)	60 minutes
Double Door (solid or glazed)	60 minutes
Tro-Span Ceiling	60 minutes



Photo shown showcases an acoustic wall application

STANDARD AND OTHER MESH OPTIONS.



WE OFFER PERFORATED SHEETS, WOVEN MESH AND EXPANDED METAL IN PLACE OF STANDARD MESH, FULFILLING ALL YOUR MESH NEEDS.

Our single skin systems Sigma and Bastion are available in mesh panel configurations. Our standard mesh is a 50.8 mm (2 inch) aperture mesh panel welded to the frame. Another popular mesh size is 25.4 mm (1 inch). 12.7 mm (1/2 inch) mesh is also very popular.

Other mesh sizes are available upon request. Please contact us for further details.

Our welded wire mesh is a 3 mm thick metal wire screen that is made from various alloys including steel, stainless steel, brass and copper. Grids of parallel longitudinal wires are welded to cross transverse wires at the required spacing, using electric fusion. The machines that are used to produce the mesh have precise dimensional control.

Have a look at our popular mesh sizes below, all to scale.



EXPANDED METAL

An expanded metal sheet is made by first creating multiple slits in the sheet, and then stretching the sheet. The stretching creates a unique diamond pattern opening with one of the strands protruding at a slight angle. The process produces an extremely strong and efficient mesh panel.

A large range of expanded mesh types are available. They are available to fit any size panel you require and will provide an aesthetically pleasing, secure and safe mesh panel.




PERFORATED SHEETS

Perforated sheets are made from sheet steel that has holes (or other designs) punched out of it. These holes can be straight rows or staggered to increase the amount of the openings, depending on your aesthetic requirements.

They are available to fit any size panel you require and will provide an aesthetically pleasing, secure and safe mesh panel.


From lightweight decorative elements to load-bearing structural components, perforated metal offers unique opportunities to combine strength, functionality and beauty.



WOVEN MESH

Woven wire mesh is made by weaving longitudinal and transverse wires together. The interwoven structure produces a sturdy and stable fence application.

They are available to fit any size panel you require and will provide an aesthetically pleasing, secure and safe mesh panel.



SHOW YOUR TRUE COLOURS.


 RAL 9006*

 BS.08.B.17


 BS.00.A.05

STANDARD COLOURS


 RAL 5010

 RAL 9010

 RAL 7037

 RAL 9016

COLOUR AND FINISH YOUR PRODUCTS TO SUIT YOUR WORKSPACES.



We always prepare our products to the highest of quality. All panels are supplied with a TGIC and lead-free powder coat to an average thickness of 70 microns.

Non-standard and corporate colours are also available upon request, as are anti-static/electro dissipative and antimicrobial powder coatings.

The Bastion system can also be offered in a Hot-Dipped Galvanised finish.

Panels are prepared and powder coated in our UK based factory.

* Available at extra cost.



NBS NATIONAL BIM LIBRARY.

THE FASTEST GROWING LIBRARY OF DIGITAL PRODUCT INFORMATION.

This award-winning library is quickly becoming the future of the construction industry. Troax are proud members of the NBS National BIM library, and our 3D products can be downloaded with all their relating specifications for anyone to see.



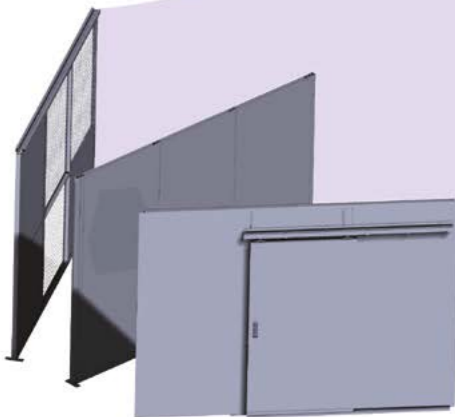
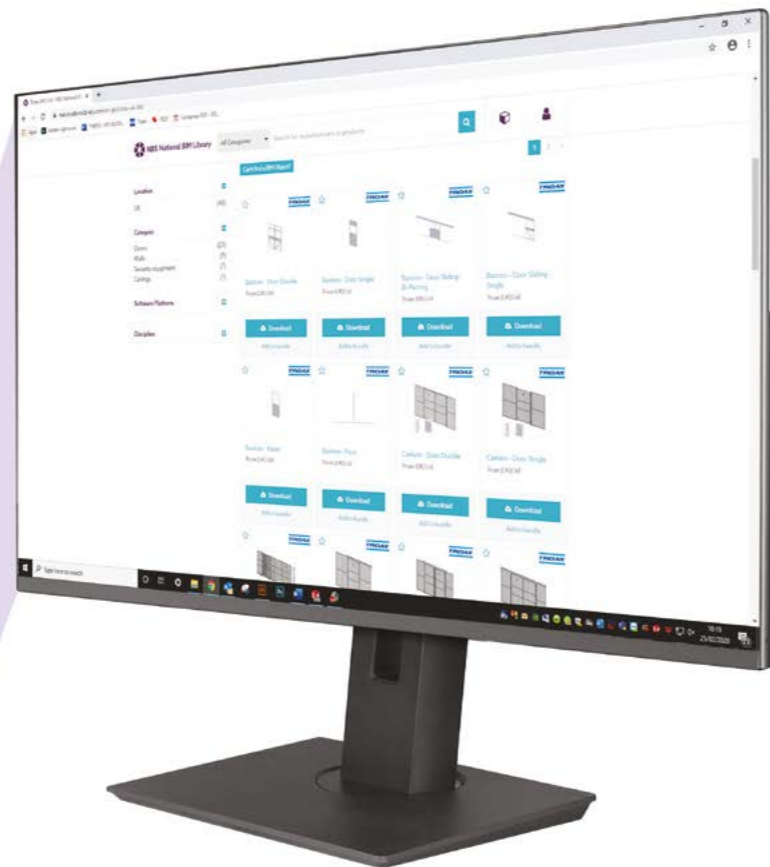
The RIBA CPC Providers Network is vital in today's industry for creating the all-important relationship between manufacturers and architects.



NBS Plus is a library of manufacturers' technical product information. This information is stored in a standard format and can be found in the relevant clauses within the NBS Specification software. They can be added to any specification at the click of a button.



The RIBA Product Selector offers customers access to product catalogues, technical documents, design files, case studies and company contact details.



LOCAL & GLOBAL PRESENCE.



At Troax, we meet your needs through local sales offices, backed up by daily deliveries from the world's largest warehouse for mesh panels, Troax Hillerstorp, Sweden.

STRONG MARKET SEGMENTS
Our systems are marketed in four segments: Commercial Partitioning, Machine Guarding, Warehouse Partitioning and Property Protection.

1. COMMERCIAL PARTITIONING
We are continuously testing and improving our ranges of commercial partitioning with the aim that every work environment should be as enhanced and as safe as possible.

Through years of experience and intelligent engineering, this goal is becoming more possible than ever.

2. MACHINE GUARDING
Today's modern industry - with its advanced processes - places significant demands on safety. In particular, there is a great need for controlled access for authorised personnel. Our mesh panels are based on a carefully developed modular system that also includes special adaptations.

3. WAREHOUSE PARTITIONING
Troax can meet all requirements for storage and security. We are suppliers to all types of industry -

from traditional manufacturers that require large-scale flows and volumes throughout their factories, to facilities with high-bay storage and retail storage. We can meet all your requirements and we offer complete solutions.

4. PROPERTY PROTECTION
Whether it is a new development or the renovation of an existing installation, we are convinced that you will find our products easy to work with. Your unique needs and our creativity have contributed to our constant product development, giving rise to our motto: "Secure storage must be simple".

GLOBAL LEADERS IN COMMERCIAL PARTITIONING.

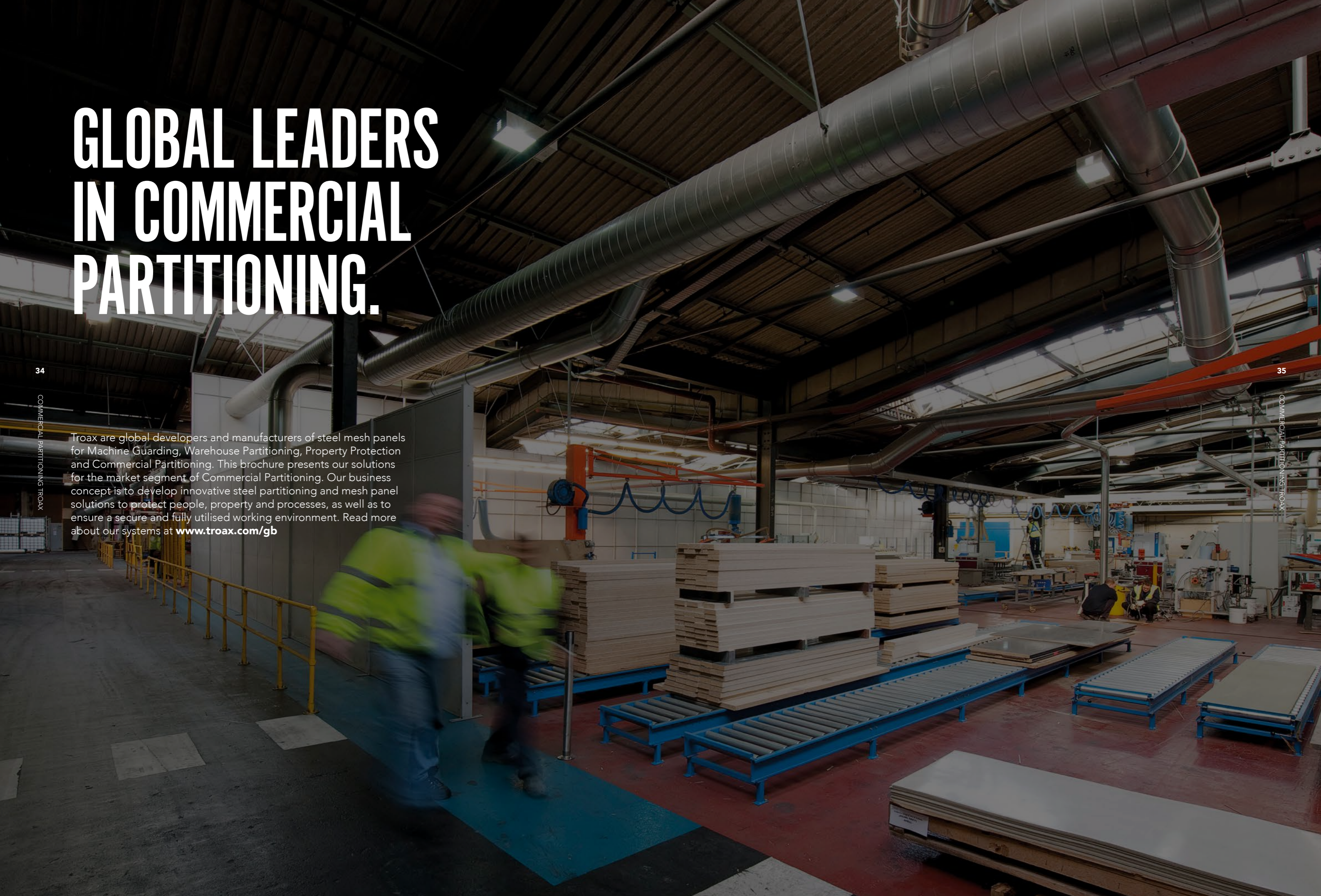
34

COMMERCIAL PARTITIONING TROAX

Troax are global developers and manufacturers of steel mesh panels for Machine Guarding, Warehouse Partitioning, Property Protection and Commercial Partitioning. This brochure presents our solutions for the market segment of Commercial Partitioning. Our business concept is to develop innovative steel partitioning and mesh panel solutions to protect people, property and processes, as well as to ensure a secure and fully utilised working environment. Read more about our systems at www.troax.com/gb

35

COMMERCIAL PARTITIONING TROAX



MAKING YOUR WORLD SAFE



Troax Lee Manufacturing Ltd. Building 52, Third Avenue, Pensnett Trading Estate, Kingswinford, DY6 7XF
Tel: +44 1384 277 441 Email: info.uk@troax.com www.troax.com/gb